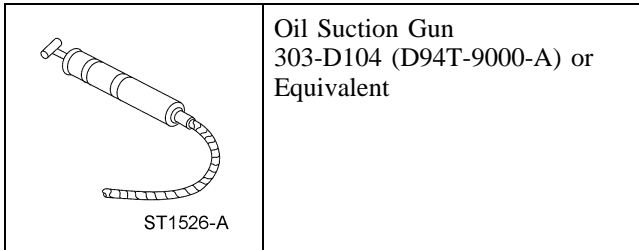


REMOVAL AND INSTALLATION

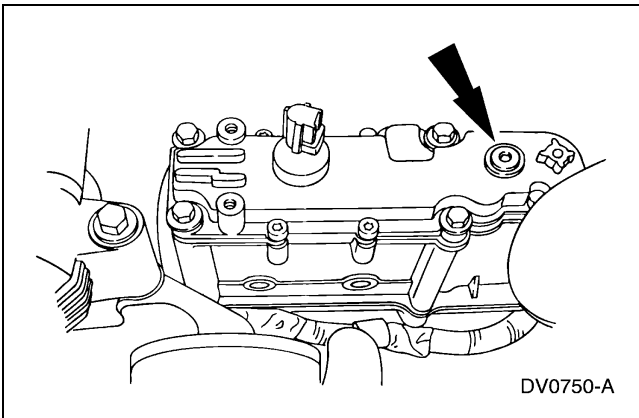
Oil Temperature Sensor

Special Tool(s)

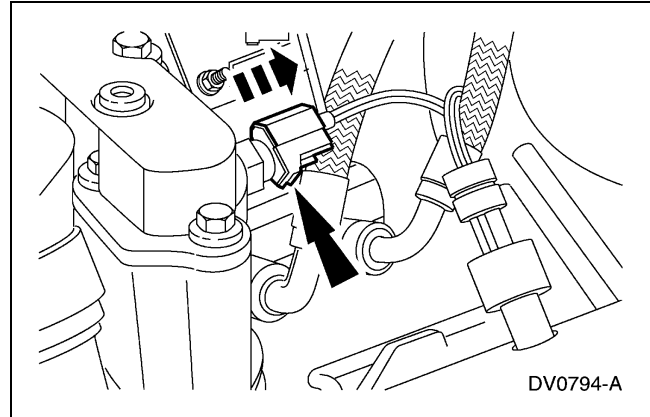


Removal

- ⚠ CAUTION: Make sure the ignition switch is in the OFF position prior to working on the electronic engine controls.**
Turn the ignition switch to the OFF position.
- Remove the plug. Using special tool 303-D104 (D94T-9000-A) draw the oil from the high-pressure oil pump reservoir.



- Disconnect the engine oil temperature (EOT) sensor electrical connector. Remove the EOT sensor.



Installation

- Follow the removal procedure in reverse order.
 - Fill the high pressure oil pump reservoir with clean engine oil before installing the plug.